

**DIGITIAN
GLOBAL
CONSULTING**

Monthly Coronavirus (COVID-19) Barometer

As on **3 July** 3.05 pm USA ET

* Significant Upswing *India/South America/Africa * Major effect till Mid December

Monthly Coronavirus (COVID-19) Barometer

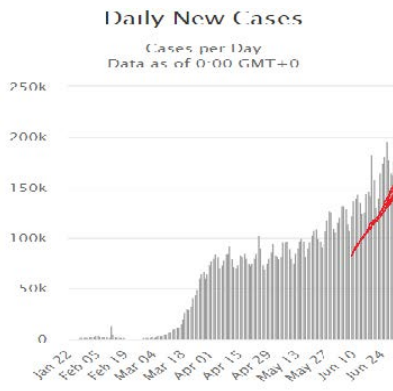
As on **2-Jul-20** 3.05 pm USA ET

	WEEKLY GROWTH RATE				Countries		>4% Death		45 yr +		Days Past		
	Last reported 04 June				Last Month		Pre-existing Ailment		74%		184		
	Total Cases	% of Total	Total Death	%of Total	Mortality %	Critical Cases	Critical %	Recovered	Recovery %	Weekly Infection Growth%	Weekly Death Growth %	Weekly Recovery Growth %	Trend
WORLD	10,919,516	100%	521,388	100%	4.8%	55,460	0.5%	6,106,402	55.9%	15.8%	8.2%	22.1%	
Europe	2,469,039	22.61%	192,433	37%	7.79%	9,306	0.41%	1,397,424	56.6%	5.2%	2.2%	8.5%	
Asia	2,417,887	22.14%	58,880	11%	2.44%	14,531	0.62%	1,607,953	66.5%	23.0%	19.5%	27.5%	
North America	3,273,090	29.97%	171,623	33%	5.24%	19,471	0.63%	1,435,017	43.8%	12.5%	7.5%	16.3%	
South America	2,326,097	21.30%	87,847	17%	3.78%	11,695	0.52%	1,454,510	62.5%	31.5%	22.7%	50.1%	
Africa	423,039	3.87%	10,464	2%	2.47%	449	0.11%	202,160	47.8%	36.4%	29.7%	41.6%	
Oceania	9,643	0.09%	126	0%	1.31%	4	0.04%	8,687	90.1%	2.2%	0.4%	1.3%	

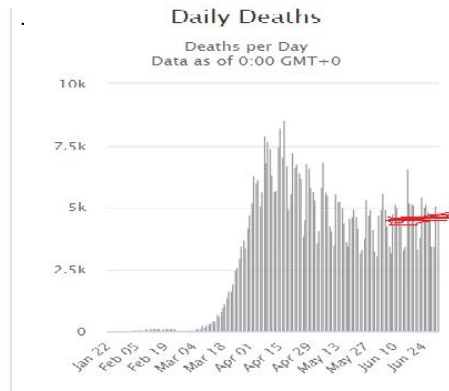
All analysis is dependent on data refer to <https://www.worldometers.info/coronavirus/>

(except G20 figures figures of other countries not reliable)

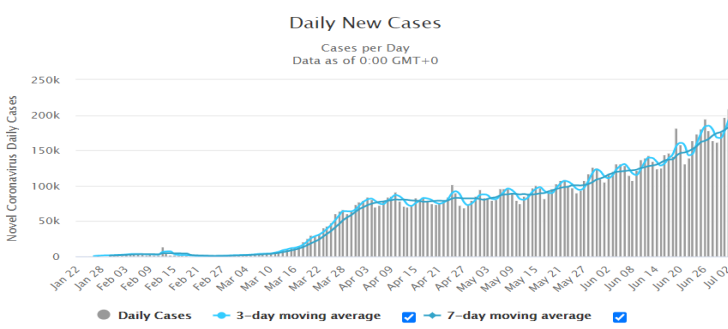
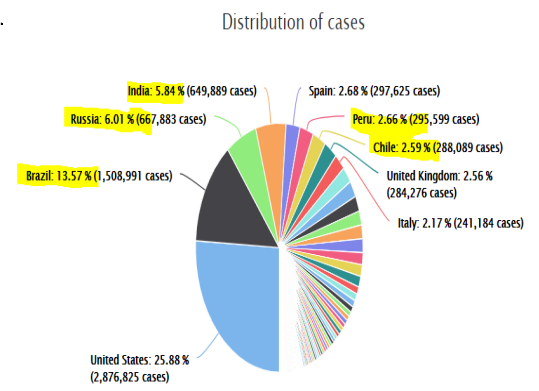
17 countries did not submit Death Figures - including Vietnam, Nepal



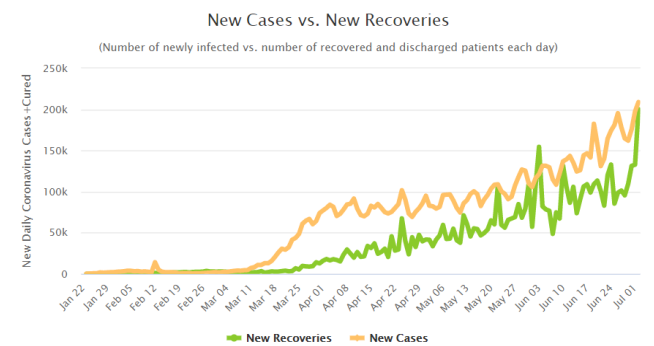
=> **Increasing Trend**



=> **Stabilising Trend**



=> **Most Disturbing Trend**



=> **Cat & Mouse (Life & Death) Game**

Health Crises



Economic Crises



Social Crises

Projection (Revision 3)



Infection : 20-22 Million@ (By Dec End)

Death* : 1.15 – 1.25 million (Taking July 4th as peak)

Mortality Rate: 4.0%-4.5%

Infection End date: December 2020 # (95% level)

@ Depending on Indian Subcontinent

*many countries will not report correct death figure

Africa- Indian Subcontinent will see huge surge from July to November 2020

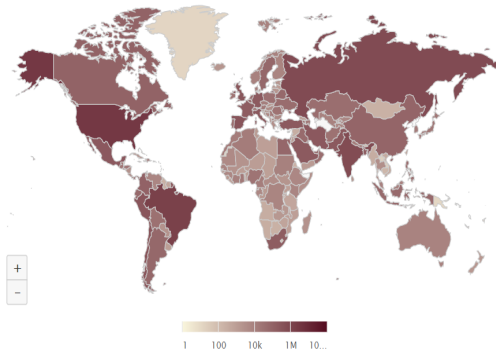
Primary - 19h April : 280k to 300k

Revision 1 - 10th May : 375k to 400k

Revision 2 - 04 June : 625K to 675K

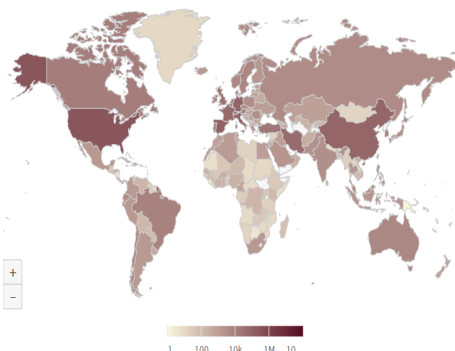
July 02, 2020

Total number of cases
Per country over time



April 03 2020

Total number of cases
Per country over time



World as Infected

Commentary :

World is in **New Abnormal** Situation. Frustration prevalent in Government and Common people helped to end the Lockdown and the effect is disastrous. The growth in the month of June is seen never before and there is no signs of respite.

South America consolidated its position as Pandemic Zone with India (3 times growth) and Africa -Middle East are now surely on the verge of surge.

Super Hotspots:(Infection growing at 50% and Infection > 100,000) : **10 countries** covering 2.30 billion people
Brazil, India, Peru, Chili, Mexico, Pakistan, Columbia, Saudi Arabia, Bangladesh, and South Africa

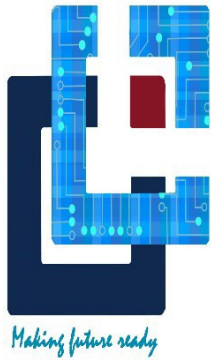
Major Hotspots (Infection growing at 50% and Active cases > 25000): **19 Countries** covering 0.941 billion people ,
Qatar, Kuwait, Oman, Iraq, Bahrain, South Africa, Egypt, Nigeria,, **Sweeden*, Israel* Afghanistan, Philippines, Indonesia Argentina, Panama, Bolivia, Dominican Republic*, Kazakhstan, Armenia, Ukraine*;**

ONE ADVISE : PLEASE USE MASKS or FACE COVERINGS and maintain Personal Hygiene.

CAUTION : 75% of death is 'Existing conditions' (Cancer, Diabetes, Chronic Respiratory, Cardiovascular, Hypertension) : **So extreme caution for those who are suffering from these conditions**

Health Crises → **Economic Crises** → **Social Crises**

Compiled by Saugata Banerjee, Managing Partner saugatab@mydigitian.com



**DIGITIAN
GLOBAL
CONSULTING**

Time Line : How it unfolds ..

16-Dec-19	First Patient Admitted in Wuhan Hospital
31-Dec-19	China notifies WHO 27 cases reported in Wuhan
13-Jan-20	Thailand - First Case outside China
15-Jan-20	First USA CoronaVirus Patient arrives in USA from China while First case confirmed by CDC on 21st Jan
18-Jan-20	Wuhan - Annual New Year Potluck parties with tens of thousands gathering (main reason for epicenter)
20-Jan-20	South Korea - Announced first corona virus case.... But did very well in the containment
23-Jan-20	China Lockdown - Wuhan and 3 other cities. But Chinese New year celebration continued which spread virus
30-Jan-20	WHO - Global Emergency declared Total Cases 7794 (19 countries) Total Death : 170 China-99.8%
31-Jan-20	USA - Declared Public Health Emergency - Stopped flights to/from China Total Cases 6 Death-0
4-Feb-20	Asymptomatic Virus - Human to Human infection - detected by UK health organisation
11-Feb-20	COVID - 19 WHO assigned a new name Total Cases 43101(25 countries) Total Death : 1018 China 99%
19-Feb-20	IRAN & ITALY reported Cases - Both became the epicenter, Iran shows connection with China
24-Feb-20	Wall Street slumped and fell like a pin setting in a recession worry and clear sign of a global meltdown
29-Feb-20	China ordered lock down of 60 million people in hardest hit provinces (Up from 36 million on 24 Jan) Total Chinese Case 79000 Total Death 2900
3-Mar-20	FED RATE CUT - 50 basis points and later on March 16, it cut the rate almost to ZERO, Declared QE
8-Mar-20	Italy - Locks down 16 million people Total Italy Cases : 5883 Total death : 230
11-Mar-20	China reopens its factory and few business giving signal of control on outbreak
11-Mar-20	WHO - declared COVID 19 a pandemic after 39 days of Global emergency declaration Total Cases: 118,000 (114 countries) Total Death 4291 China - 68.5%
13-Mar-20	USA - Declared National Emergency after 57 days of first case. First 14 days of Stay Home Total USA Cases- 1701 Death : 40 (later it got extended to April 30 on March 25)
14-Mar-20	Spain Locks down 46 million people - 7 days after Italy Total Spain Case: 6061 Death: 191
20-Mar-20	Wall street bottomed to 2008 level , All global stock markets continue to fall
22-Mar-20	INDIA - 24 hrs Voluntary Curfew/ 75 districts lockdown and then on 24th March Nationwide lockdown for 21 days Total Indian Cases: 341 Death : 4 cases) India & Africa will determine the depth of crises
23-Mar-20	UK issues Lockdown order after 15 days of Italy (Total UK Cases : 6650 Death : 335)
27-Mar-20	USA approved \$ 2 trillion package for coronavirus - Historic level of stimulus for the economy
2-Apr-20	USA Unemployment Claim increased to 6.6 million - highest ever in a week - 4.4% unemployment
14-Apr-20	USA Unemployment Claim increased to 22 million - 13.4% unemployment
17-Apr-20	China Shows signs of incorrect data - Wuhan Death figures revised
17-May-20	USA Unemployment Claim increased to 39 million - 20% unemployment growing @ 2.9 million weekly
18-May-20	First Vaccine Test Results published in USA to be positive in creating immunity on Monkey
May-20	Stimulus Package : Most Countries have approved stimulus Package from 5%-15% of their GDP
May-20	Opening Up in Phases from Lockdown : Spain(May9), Italy(May17), Germany (May20), Russia(May12), USA(May 15-Jun15), India(Jun1to30)
May-20	Mexico(Jun1), Brazil (June 15)

Compiled by Saugata Banerjee, Managing Partner saugatab@mydigitian.com

Health Crises → Economic Crises → Social Crises

Keep yourself updated for the unfolding facts Visit at www.mydigitian.com